



# PIPE VALVES FITTINGS

One Source Supply is a wholesale distributor of pipe, valves, fittings, and industrial supplies. We carry a large stock of inventory on hand. With local delivery available, orders can be fulfilled quickly. We take pride in our customer service, and are committed to providing quality products in a professional, and timely manner.

## PRODUCTS

*(Available in stainless steel, brass, carbon, and plastic.)*

### Pipe & Tube

- Stainless
- Black
- Galvanized
- Plastic
- Copper
- Structural
- Flat
- Angle
- Square/Rectangle Tube

### Sanitary

- Tubing
- Fittings
- Stauff Hangers
- Valves
- Gaskets
- All Sanitary Accessories

### Fittings & Nipples

- Stainless
  - 150# & 3000#
  - Threaded & Socket Weld
  - Welded Fittings & Flanges
  - Stainless Press
- Carbon
  - Welded Fittings & Flanges
- Malleable
- Forged Steel
- Plastic
  - Schedule 40, 80, CPVC
- Copper
  - Copper Press

### Valves & Strainers

- Gate
- Globe
- Check
- Butterfly
- Ball
- High Performance

### Hose & Hose Fittings

- Bandit
- Combination Nipples
  - Threaded
  - Welded
- Metal Flex Hoses
- Cam & Groove
  - Stainless Steel
  - Aluminum
  - Banjo Plastic
- Hose & All Varieties

### HAVE A PROJECT THAT NEEDS A BID?

One Source Supply offers competitive pricing, product availability, and direct shipping. No project is too big or too small.

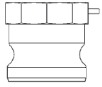
Call today and let OSS bid your next project!

## Proud Partners



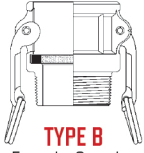
### CAM AND GROOVE LINE DRAWINGS

Line drawings are representative of the Dixon line of came and groove.



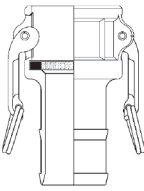
**TYPE A**

Male Adapter  
x Female NPT




**TYPE B**

Female Coupler  
x Male NPT



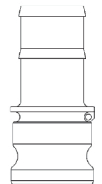
**TYPE C**

Female Coupler  
x Hose Shank



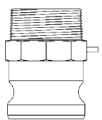
**TYPE D**

Female Coupler  
x Female NPT



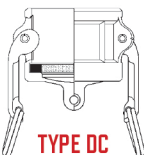
**TYPE E**

Male Adapter  
x Hose Shank



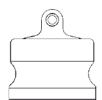
**TYPE F**

Male Adapter  
x Male NPT



**TYPE DC**

Dust  
Cap



**TYPE DP**

Dust  
Plug

NOMINAL PIPE SIZE	150 LB STEEL FLANGES					300 LB STEEL FLANGES				
	DIAM OF BOLT CIRCLE	DIAM OF BOLTS	NUMBER OF BOLTS	LENGTH OF STUDS - 1/16" RAISED FACE	LENGTH OF BOLT	DIAM OF BOLT CIRCLE	DIAM OF BOLTS	NUMBER OF BOLTS	LENGTH OF STUDS - 1/16" RAISED FACE	LENGTH OF BOLT
1/2	2 3/8	1/2	4	2 1/4	1 3/4	2 5/8	1/2	4	2 1/2	2
3/4	2 3/4	1/2	4	2 1/4	2	3 1/4	5/8	4	2 3/4	2 1/2
1	3 1/8	1/2	4	2 1/2	2	3 1/2	5/8	4	3	2 1/2
1 1/4	3 1/2	1/2	4	2 1/2	2 1/4	3 7/8	5/8	4	3	2 3/4
1 1/2	3 7/8	1/2	4	2 3/4	2 1/4	4 1/2	3/4	4	3 1/2	3
2	4 3/4	5/8	4	3	2 3/4	5	5/8	8	3 1/4	3
2 1/2	5 1/2	5/8	4	3 1/4	3	5 7/8	3/4	8	3 3/4	3 1/4
3	6	5/8	4	3 1/2	3	6 5/8	3/4	8	4	3 1/2
3 1/2	7	5/8	8	3 1/2	3	7 1/4	3/4	8	4 1/4	3 3/4
4	7 1/2	5/8	8	3 1/2	3	7 7/8	3/4	8	4 1/4	3 3/4
5	8 1/2	3/4	8	3 3/4	3 1/4	9 1/4	3/4	8	4 1/2	4
6	9 1/2	3/4	8	3 3/4	3 1/4	10 5/8	3/4	12	4 3/4	4 1/4
8	11 3/4	3/4	8	4	3 1/2	13	7/8	12	5 1/4	4 3/4
10	14 1/4	7/8	12	4 1/2	3 3/4	15 1/4	1	16	6	5 1/4
12	17	7/8	12	4 1/2	4	17 3/4	1 1/8	16	6 1/2	5 3/4
14	18 3/4	1	12	5	4 1/4	20 1/4	1 1/8	20	6 3/4	6
16	21 1/4	1	16	5 1/4	4 1/2	22 1/2	1 1/4	20	7 1/4	6 1/2
18	22 3/4	1 1/8	16	5 3/4	4 3/4	24 3/4	1 1/4	24	7 1/2	6 3/4
20	25	1 1/8	20	6	5 1/4	27	1 1/4	24	8	7
22	27 1/4	1 1/4	20	6 1/2	5 1/2	29 1/4	1 1/2	24	8 3/4	7 1/2
24	29 1/2	1 1/4	20	6 3/4	5 3/4	32	1 1/2	24	9	7 3/4
26	31 3/4	1 1/4	24	7	6	34 1/2	1 5/8	28	10	8 3/4
30	36	1 1/4	28	7 1/4	6 1/4	39 1/4	1 3/4	28	11 1/4	10
34	40 1/2	1 1/2	32	8	7	43 1/2	1 7/8	28	12 1/4	10 3/4
36	42 3/4	1 1/2	32	8 1/4	7	46	2	32	12 3/4	11 1/4
42	49 1/2	1 1/2	36	8 3/4	7 1/2	52 3/4	2	36	13 3/4	13 1/2

NOMINAL PIPE SIZE	PIPE SCHEDULES (SCH) = WALL THICKNESS				
	ACTUAL O.D. IN INCHES	5	10	40	80
1/2	0.840	.065	.083	.109	.147
3/4	1.050	.065	.083	.113	.154
1	1.315	.065	.109	.133	.179
1 1/4	1.660	.065	.109	.140	.191
1 1/2	1.900	.065	.109	.145	.200
2	2.375	.065	.109	.154	.218
2 1/2	2.875	.083	.120	.203	.276
3	3.500	.083	.120	.216	.300
3 1/2	4.000	.083	.120	.226	.318
4	5.000	.083	.120	.237	.337
5	5.563	.109	.134	.258	.375
6	6.625	.109	.134	.280	.432
8	8.625	.109	.148	.322	.500
10	10.750	.134	.165	.365	.500
12	12.750	.156	.180	.375	.500
14	14	.156	.188	.375	.500
16	16	.165	.188	.375	.500
18	18	.165	.188	.375	.500
20	20	.188	.218	.375	.500
24	24	.218	.250	.375	.500
26	26		.312	.375	.500
28	28		.26	.375	.500
30	30	.250	.312	.375	.500



**ONE SOURCE SUPPLY**

2501 Murray St. Ste. E  
Sioux city, ia 51111



**ONE SOURCE SUPPLY**

[www.1ssonline.com](http://www.1ssonline.com)